



District Report Card: 2017


State: Chhattisgarh	District: Balrampur
Class: 5	Subject: Language
Schools: 61	Students: 914


Participation/Coverage


Students

GENDER 	Boys		Girls	
	Number	%	Number	%
	432	47.26	482	52.74

AREA 	Rural		Urban	
	Number	%	Number	%
	906	99.12	8	0.88

CATEGORY 	SC		ST		OBC		GEN	
	Number	%	Number	%	Number	%	Number	%
	54	5.91	639	69.91	189	20.68	32	3.50

CWSN 	LD	VI	HI	S&LD	ID	Oth
	3	4	0	1	2	18

Management 	Government		Government-aided	
	Number	%	Number	%
	914	100.00	0	0.00

Average Performance of Students in Language (%)

Overall	Gender		Area		Management		Social Group			
	Male	Female	Rural	Urban	Govt.	Aided	SC	ST	OBC	GEN
67.77	68.12	67.46	67.65	80.83	67.77	0.00	70.00	67.71	66.28	73.96

Performance on Learning Outcomes (LOs)

Learning Outcomes	Description	Average Performance(%)
L504	Reads and comprehends independently storybooks, news items/ headlines, advertisements etc.	67.05
L508	Reads text with comprehension, locates details and sequence of events	68.13

Range of Performance of Students who Answered Correctly							
Below 30%		30% - 50%		50% - 75%		Above 75%	
Number	%	Number	%	Number	%	Number	%
59	6.46	128	14.00	344	37.64	383	41.90

Lowest Performing Learning Outcomes (LOs)

- 1 - Reads and comprehends independently storybooks, news items/ headlines, advertisements etc. (67.05)
- 2 - Reads text with comprehension, locates details and sequence of events (68.13)